

# KANTAR

## G7 countries perception of COVID-19

### Wave 3

A study across Canada, France,  
Germany, Italy, Japan, Great  
Britain and the United States of  
America

Gabriella Bergaglio

Cell 3346091720

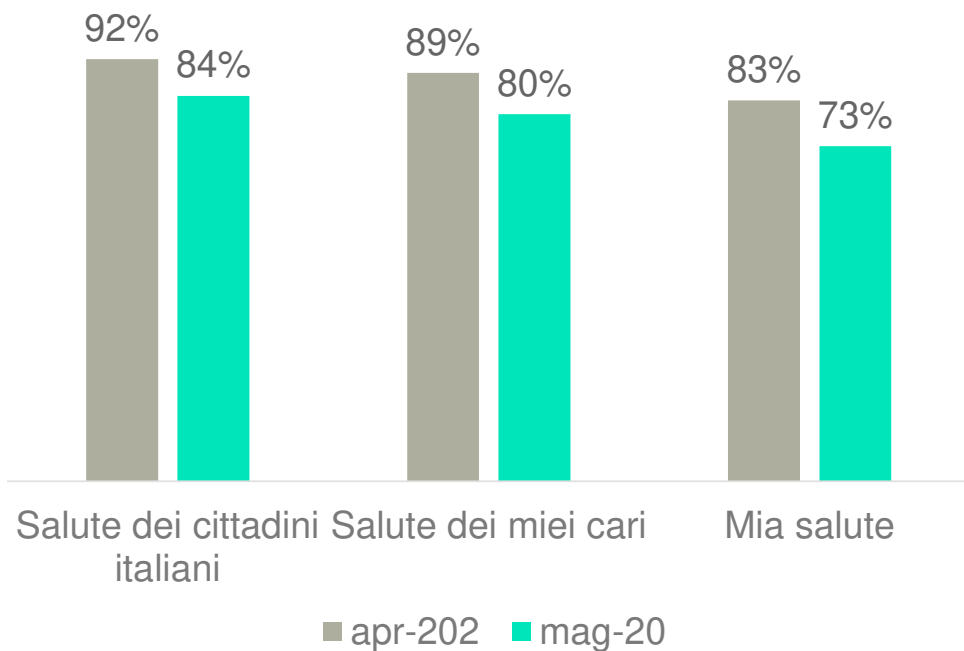
**June 2020**



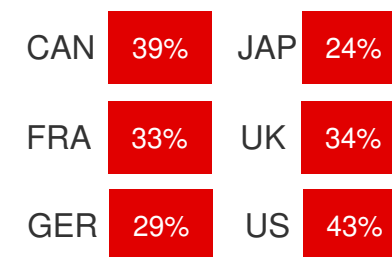
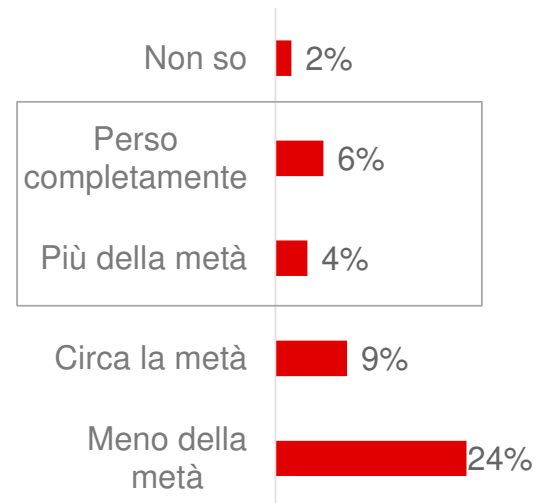
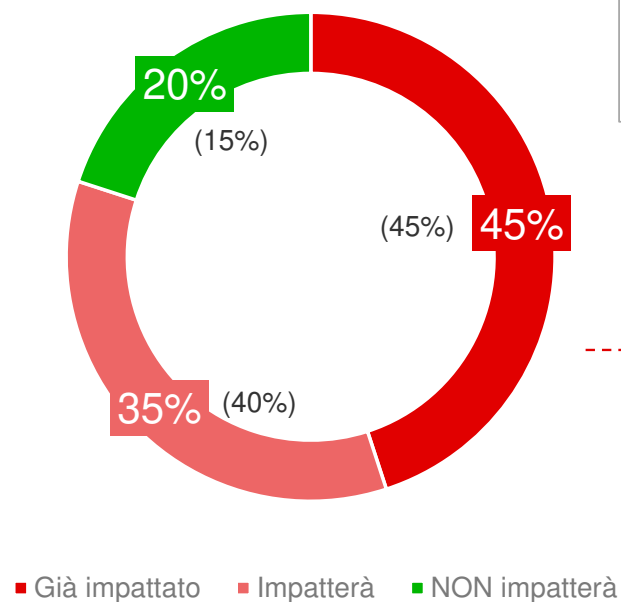
# Ancora alti i livelli di preoccupazione, sia sanitaria sia economica

1 persona su 10 ha già perso in toto o la maggior parte del proprio reddito

Preoccupazione per la salute

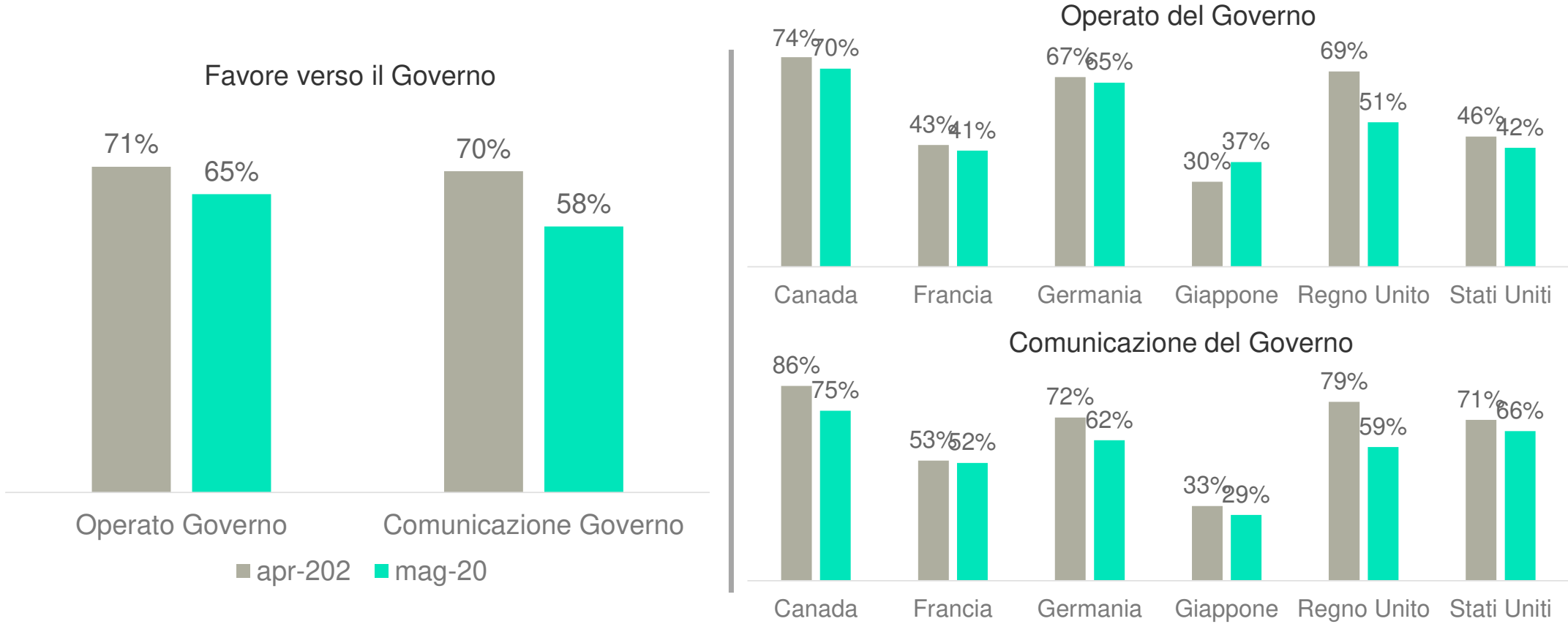


Impatto sul reddito personale

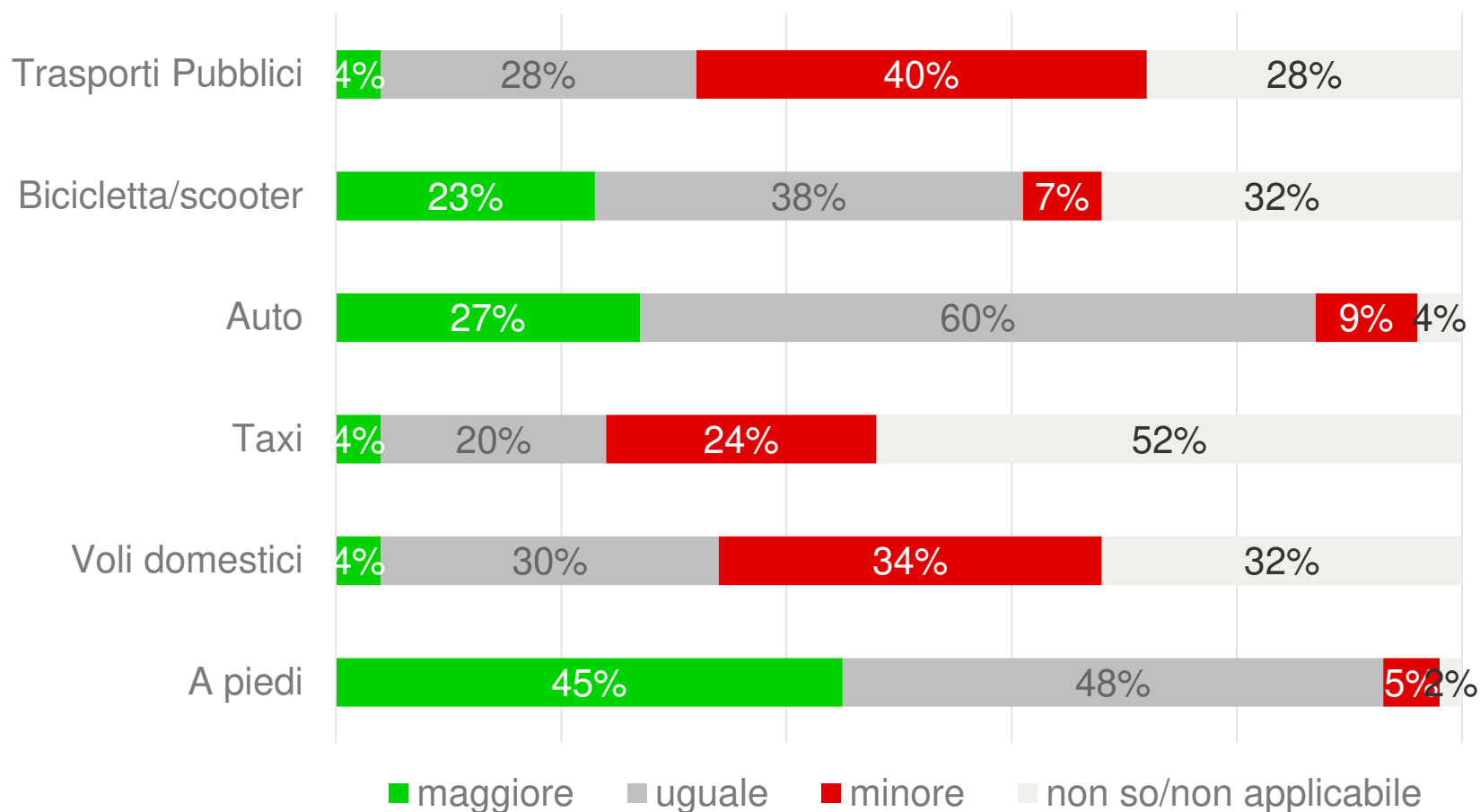


\*(Aprile 20)

# In declino il favore per l'operato del Governo, scende l'apprezzamento della comunicazione



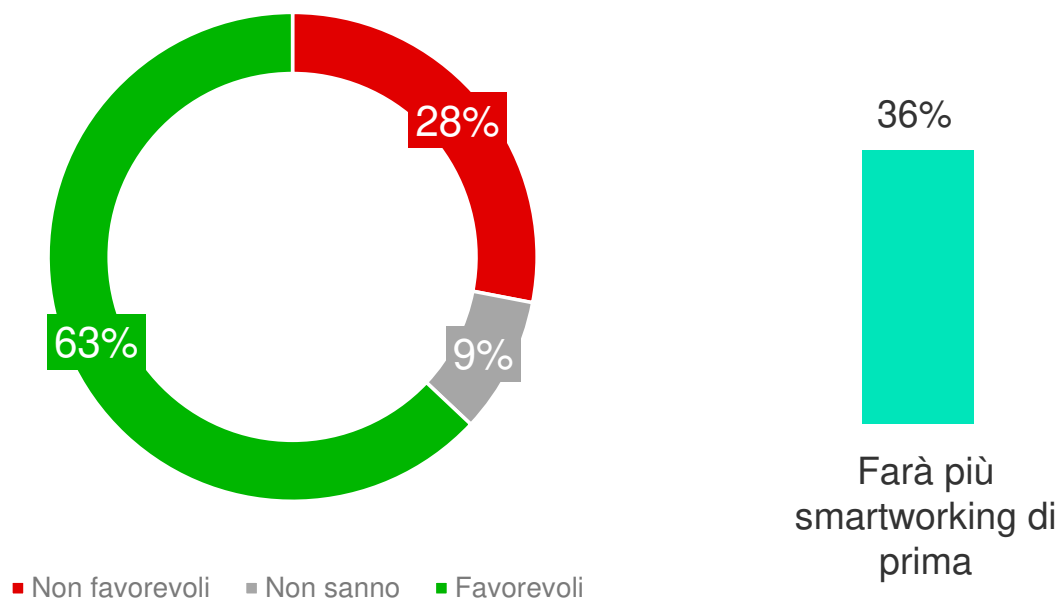
## Intenzioni di cambiamento dei comportamenti di mobilità nel post-crisi



# Ancora alti i livelli di preoccupazione, sia sanitaria sia economica

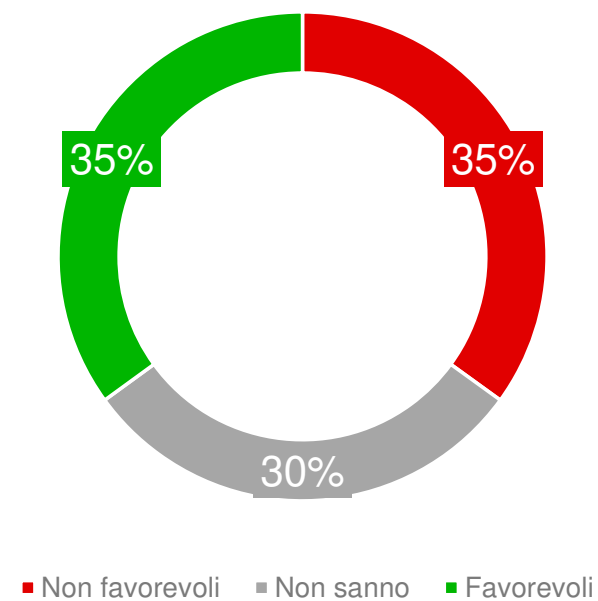
1 persona su 10 ha già perso in toto o la maggior parte del proprio reddito

Ritorno ai luoghi di lavoro (sanificati e a norma)



\*(lavoratori)

Ritorno a scuola per i figli (sanificate e a norma)

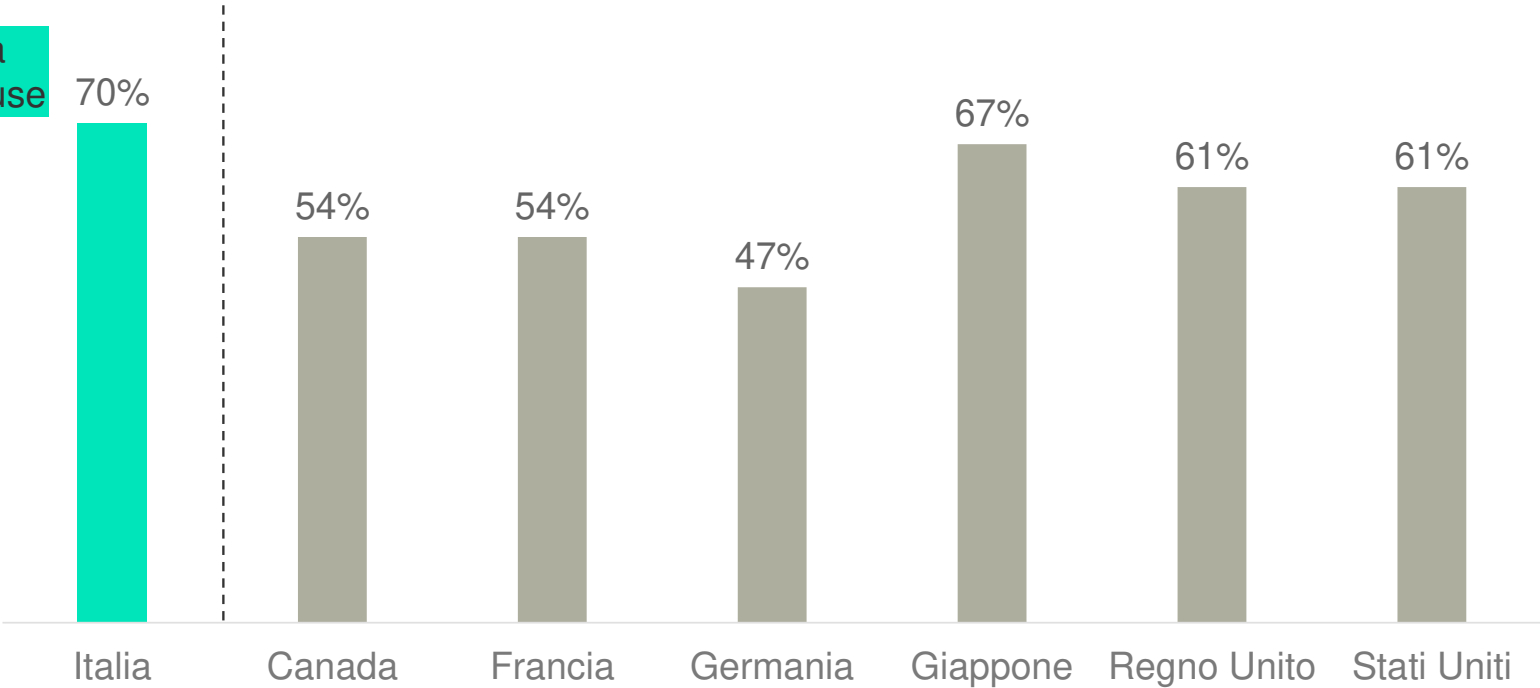


\*(famiglie con figli)

# Il favore per la ripartenza del campionato di calcio è alta in italia

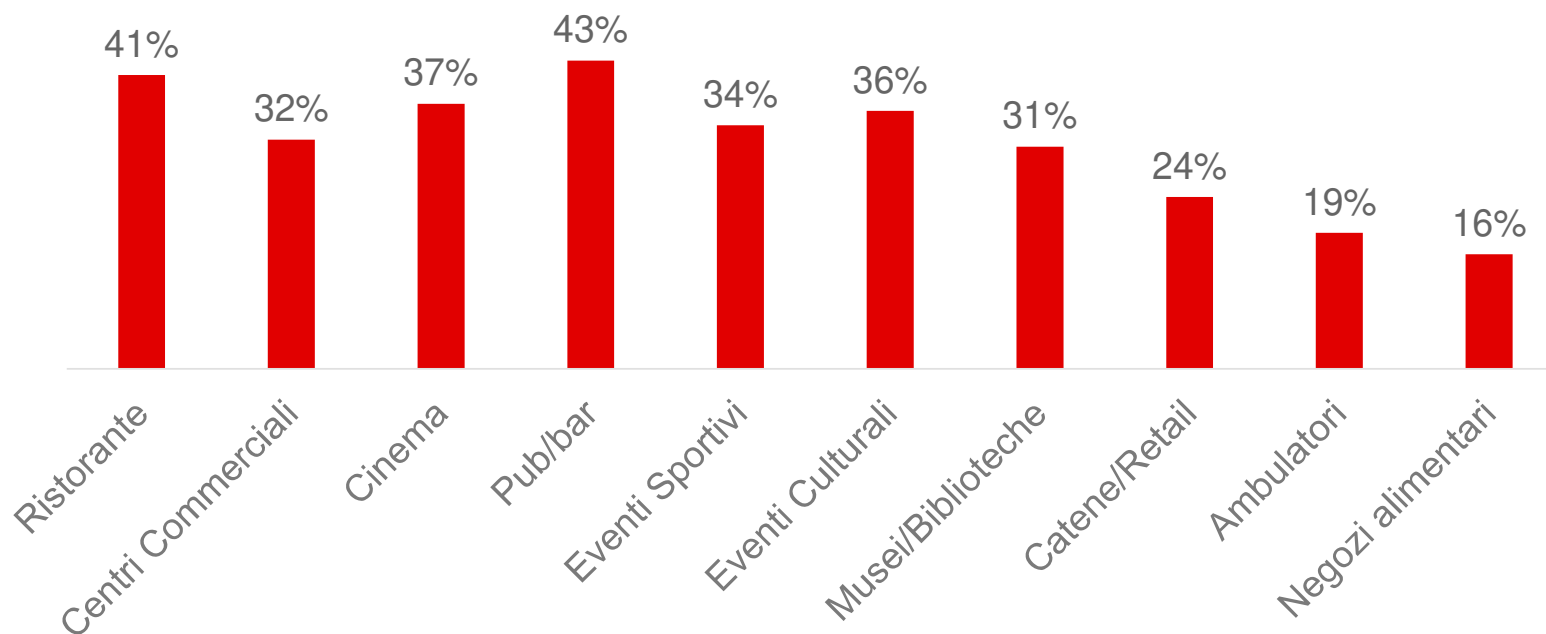
Favore verso la ripartenza del calcio

16% come prima  
54% a porte chiuse









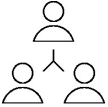



## Oltre il 40% pensa che diminuirà la frequenza di uscita in ristoranti, pub, bar

Dopo la crisi, gli Italiani andranno meno...



# Methodology

	 <b>Canada</b>	 <b>France</b>	 <b>Germany</b>	 <b>Italy</b>	 <b>Japan</b>	 <b>GB</b>	 <b>USA</b>
 <b>FIELDWORK DATES</b>	From the 28 <sup>th</sup> May to the 1 <sup>st</sup> June 2020	From the 28 <sup>th</sup> May to the 1 <sup>st</sup> June 2020	From the 28 <sup>th</sup> May to the 1 <sup>st</sup> June 2020	From the 28 <sup>th</sup> May to the 1 <sup>st</sup> June 2020	From the 28 <sup>th</sup> May to the 1 <sup>st</sup> June 2020	From the 28 <sup>th</sup> May to the 1 <sup>st</sup> June 2020	From the 28 <sup>th</sup> May to the 1 <sup>st</sup> June 2020
 <b>SAMPLE</b>	1003 aged 16+. The data was weighted to match population totals for age, gender and education.	1001 aged 16+. The data was weighted to match population totals for age, gender and education.	1001 aged 16+. The data was weighted to match population totals for age, gender and education.	1003 aged 16+. The data was weighted to match population totals for age, gender and education.	1003 aged 16+. The data was weighted to match population totals for age, gender and education.	1000 aged 16+. The data was weighted to match population totals for age, gender and education.	1001 aged 16+. The data was weighted to match population totals for age, gender and education.
 <b>METHOD</b>	Online sampled from online access panels	Online sampled from online access panels	Online sampled from online access panels	Online sampled from online access panels	Online sampled from online access panels	Online sampled from online access panels	Online sampled from online access panels